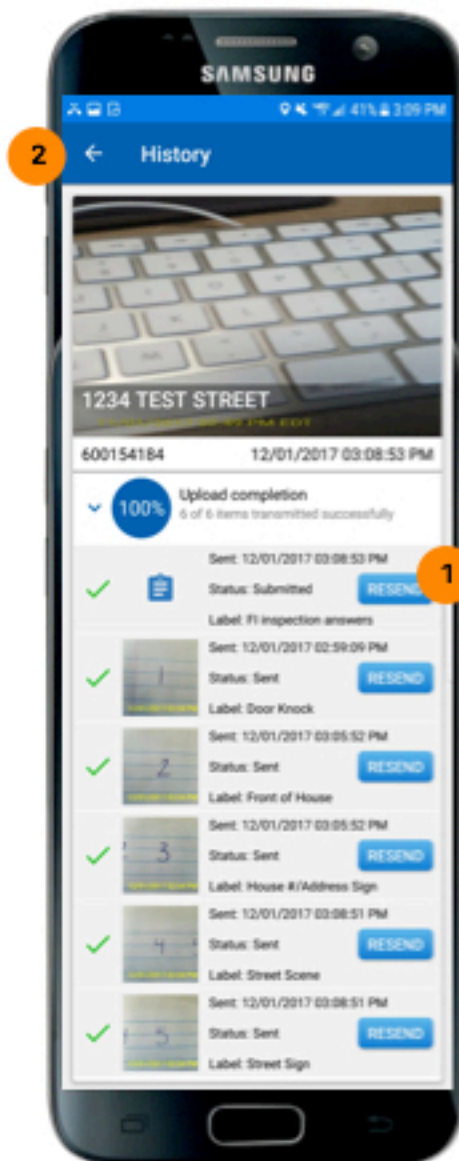




**Project:** Work Order Resend  
**App Version:** Android 4.0.3

**Overview:** Enables users the ability to select and resend individual work order items (script responses and pictures) that have already been transmitted, but do not appear in INSPI Web.

To download the latest app version go to <https://m.safeguardproperties.com> on your mobile device and select the app icon to install the application.



## History View Screen

- Item Selection**  
Each work order item will now have a "Resend" button.
  - Users may select one or more work order items by clicking the "Resend" button attached to each item
  - Once a "Resend" button is clicked, the button will disappear next to the item
  - Items selected to be resent cannot be unselected
  - As items are selected, the number of items in the 'Upload Completion' status bar will decrease



- Work Order Transmit**  
The work order will automatically move back to the transmit queue upon clicking to the Queue Screen.



## Queue Screen

1

### Item Selection

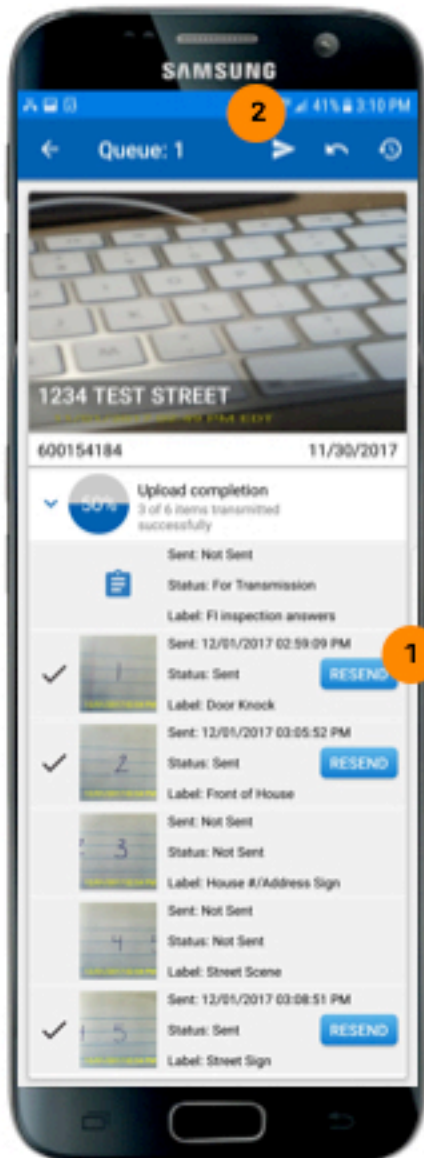

Work order items can also be selected for resend from the Queue Screen.

- Users may select additional work order items by clicking the "Resend" button attached to each item

- Once a "Resend" button is clicked, the button will disappear next to the item

- Items selected to be resent cannot be unselected

- As items are selected, the number of items in the 'Upload Completion' status bar will decrease



2

### Work Order Resend

Upon clicking the "Transmit" icon, the work order will upload those items chosen for resend. Upon transmit completion, the work order will move back to the History View Screen.

- Only one script response will be saved in INSPI Web — any resend script response will retain its original completion date and time stamp

- Resent photos that have already been transmitted successfully will be added to the work order as duplicates